

**OPHS 2023-24
PARENT ADVISORY
COUNCIL**

**EMPOWERING ALL TO BE FUTURE
READY,
TOGETHER**



OPHS

Empowering all to be future ready, together.

Empower: make
(someone) stronger and
more confident



All: every single one of
us (staff, students)



Future ready: Ready for
anything!



Together=Team



Recap: OPHS 2022-23

Senior Class

- 655 Graduates
- 46% GPA higher than 3.5
- 159 Summa Cum Laude distinction (4.0 or higher)
- Over 16 million dollars of scholarship money offered- 6.5 million accepted

AP Testing

- 847 students took AP class
- 1819 AP tests were administered
- 70.6% of students scored a 3 or higher

SOL Testing

- History: 71.20% pass/17.50% advanced
- Math: 83.33% pass/9.24% advanced
- Science: 71.40% pass/11.21% advanced
- Reading: 90.03% pass/37.60% advanced
- Writing: 86.54% pass/34.56% advanced

OPHS is Fully Accredited per VDOE for 22-23 SY



School Membership

July 1, 2023

04-May-23

School: Osbourn Park High School

508

Total Enrollment	Students	Special	Regular
Pre-School	0	0	0
Kindergarten	0	0	0
Grade 1	0	0	0
Grade 2	0	0	0
Grade 3	0	0	0
Grade 4	0	0	0
Grade 5	0	0	0
Grade 6	0	0	0
Grade 7	0	0	0
Grade 8	0	0	0
Grade 9	710	19	691
Grade 10	671	9	662
Grade 11	800	9	791
Grade 12	748	8	740
Total	2,929	45	2,884

Special Programs

Students

Self-Contained Programs

N/A	0
Autism (Grades K-12)	11
Intellectual Disabilities	22
Hearing Impaired	0
Orthopedically Impaired	0
PACE	0
Early Childhood SPED Community Based	0
Early Childhood SPED 3-5 Center Based	0
Early Childhood SPED 2-Year Old	0
Emotional Disabilities	3
Intellectual Disabilities- Severe	9
N/A	0
N/A	0

Resource Programs

Adapted Physical Education	0
Autism Spectrum Disorder	17
Community Eligibility Prov (Grades K-5)	0
Community Eligibility Prov (Grades 6-8)	0
Community Eligibility Prov (Grades 9-12)	752
Elementary Strings	0
ESOL (Level 1-5)	421
ESOL (Level 6, Monitor, Opt Out)	48
Gifted & Talented (Grades K-3)	0
Gifted & Talented (Grades 4-5)	0
Gifted & Talented (Grades 6-8)	0
Gifted & Talented (Grades 9-12)	677
Hearing Impaired	0
Occupational Therapy	0
Physical Therapy	0
Emotional Disabilities	13
Specific Learning Disability	164
Speech & Language Impaired	0
Visually Handicapped	0

School: Osbourn Park High School

508

Self-Contained Programs	Students	Per Pupil	Allocation
Level 1			
Kindergarten	0 X	\$7,342	= \$0
Level 2			
Regular Elementary School (Grades 1-3)	0 X	\$5,794	= \$0
Regular Elementary School (Grades 4-5)	0 X	\$5,614	= \$0
Level 3			
Regular Middle School (Grades 6-8)	0 X	\$6,232	= \$0
Middle School Class Size Reduction	0 X	\$146	= \$0
Level 4			
Regular High School (Grades 9-12)	2,884 X	\$6,360	= \$18,342,240
High School Class Size Reduction	2,884 X	\$146	= \$421,064
Level 5			
Early Childhood SPED Community Based	0 X	\$9,749	= \$0
Level 6			
Early Childhood SPED 2-Year Old	0 X	\$13,503	= \$0
Level 7			
Intellectual Disabilities- Mild	30 X	\$16,272	= \$488,160
Hearing Impaired	0 X	\$16,272	= \$0
Orthopedically Impaired	0 X	\$16,272	= \$0
Emotional Disabilities	3 X	\$16,272	= \$48,816
N/A	0 X	\$146	= \$0
Intellectual Disabilities-Moderate	0 X	\$146	= \$0
Level 8			
Early Childhood SPED 3-5 Center Based	0 X	\$16,697	= \$0
Level 9			
N/A	0 X	\$19,878	= \$0
Autism (Grades K-12)	16 X	\$19,878	= \$318,048
Intellectual Disabilities- Severe	16 X	\$19,878	= \$318,048
Level 10			
PACE Regional Program	0 X	\$25,001	= \$0
Resource Programs			
Adapted Physical Education	0 X	\$1,483	= \$0
Autism Spectrum Disorder	17 X	\$7,504	= \$127,568
Economically Disadvantaged (Grades K-5)	0 X	\$1,177	= \$0
Economically Disadvantaged (Grades 6-8)	0 X	\$528	= \$0
Economically Disadvantaged (Grades 9-12)	752 X	\$528	= \$397,056
Elementary Strings	0 X	\$694	= \$0
English for Speakers of Other Lang. (Lvl 1-5)	421 X	\$3,015	= \$1,269,315
English for Speakers of Other Lang. (Lvl 6/M/OO)	48 X	\$307	= \$14,736
Gifted Education (Grades K-3)	0 X	\$3,266	= \$0
Gifted Education (Grades 4-5)	0 X	\$1,483	= \$0
Gifted Education (Grades 6-8)	0 X	\$984	= \$0
Gifted Education (Grades 9-12)	677 X	\$685	= \$463,745
Hearing Impaired	0 X	\$9,178	= \$0
Occupational Therapy	0 X	\$4,942	= \$0
Physical Therapy	0 X	\$3,185	= \$0
Emotional Disabilities	13 X	\$4,512	= \$58,656
Specific Learning Disability	164 X	\$6,426	= \$1,053,864
Speech & Language Impaired	0 X	\$1,799	= \$0
Visually Handicapped	0 X	\$10,121	= \$0
Per Pupil Allocations			\$23,321,316
Fixed Allocation			\$3,571,637
Replacement Equipment Allocation			\$121,683
Elementary Class Size Supplement			\$0
Reduced K-3 Class Size Incentive Grant			\$0
Carry-Over from Previous Year			\$0
Total Special Ed Allocation			(2,676,047)
Adjustment (Add Back) for Non-Sped related per pupil			47,854
Total Non-Sped Allocation (Budgeted in the Non-Sped appropriation unit)			24,386,443
Level II Special Ed (Budgeted in the Sped appropriation unit)			1,279,262
Level I Special Ed (Budgeted in the Sped appropriation unit)			1,240,088
Special Ed Chair			108,843
Total Allocation			\$27,014,636

\$27,814,636 allocation

2929 students projected

2726 students currently

235 Staff

65 Classified

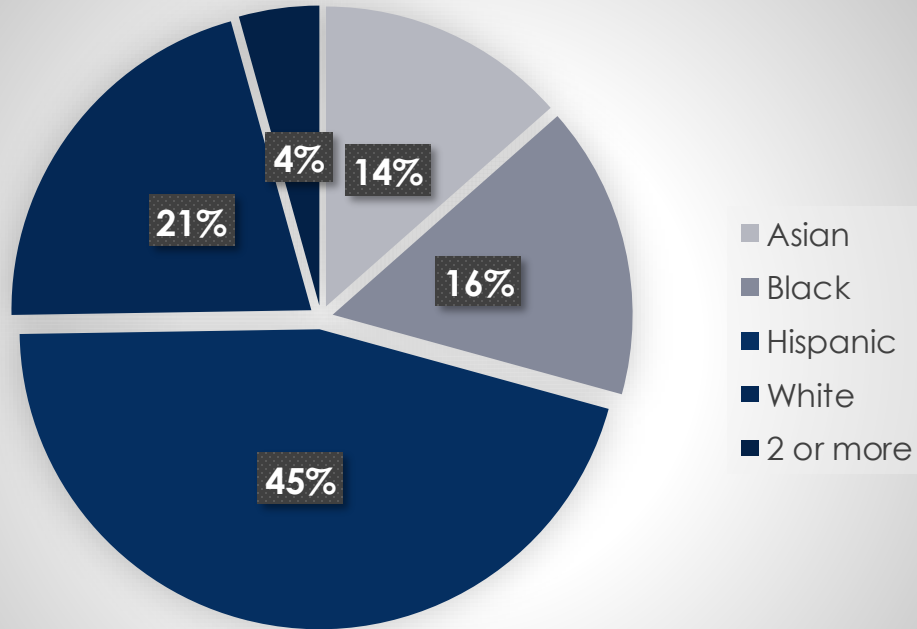
170 Certified



New faces at OPHS:

- ▶ Band
- ▶ Gifted
- ▶ Career Counselor
- ▶ 3 Science
- ▶ 5 Math
- ▶ 6 EL
- ▶ Employ
- ▶ 4 Social Studies
- ▶ 4 English
- ▶ 3 Art
- ▶ NJROTC

Who we serve:



9 th	706
10 th	674
11 th	711
12 th	678
Total	2769



EL	476	17.2%
SpEd	229	8.3%
Gifted	740	26.7%



OPHS! Accredited!

2023-2024 Dashboard (Based on data from the 2022-2023 school year)

School Quality Indicator	Final Performance Level
Academic Achievement - English	Level One: At or Above Standard (Green)
Achievement Gap - English	Level One: At or Above Standard (Green)
Academic Achievement - Math	Level One: At or Above Standard (Green)
Achievement Gap - Math	Level One: At or Above Standard (Green)
Academic Achievement - Science	Level One: At or Above Standard (Green)
Chronic Absenteeism	Level Two: Near Standard (Yellow)
Graduation and Completion Index	Level One: At or Above Standard (Green)
Dropout Rate	Level Two: Near Standard (Yellow)
College, Career, and Civic Readiness Index	Level Two: Near Standard (Yellow)

DATA REVIEW: SOL SCORES

GOAL: 85% PASS RATE FOR ALL CONTENT AREAS

	Overall	EL	SpEd
Math	82%	78%	76%
Science	81%	32%	50%
History	81%	38%	49%
Reading	96%	22%	63%
Writing	90%	14%	55%



DATA REVIEW: ON TIME GRADUATION

100% OF PWCS STUDENTS WILL GRADUATE ON TIME

	Overall	EL	SPED
20-21	92.4%	68.9%	84.1%
21-22	92.9%	71.4%	91.3%
22-23	92.3%	64.7%	92.0%



DATA REVIEW: DROP OUT RATES

10% DECREASE IN DROPOUT RATES FOR TARGETED STUDENT POPULATIONS

	Overall	EL	SPED
20-21	2.0%	30.0%	5.8%
21-22	3.2%	28.6%	8.7%
22-23	2.6%	35.3%	8.0%



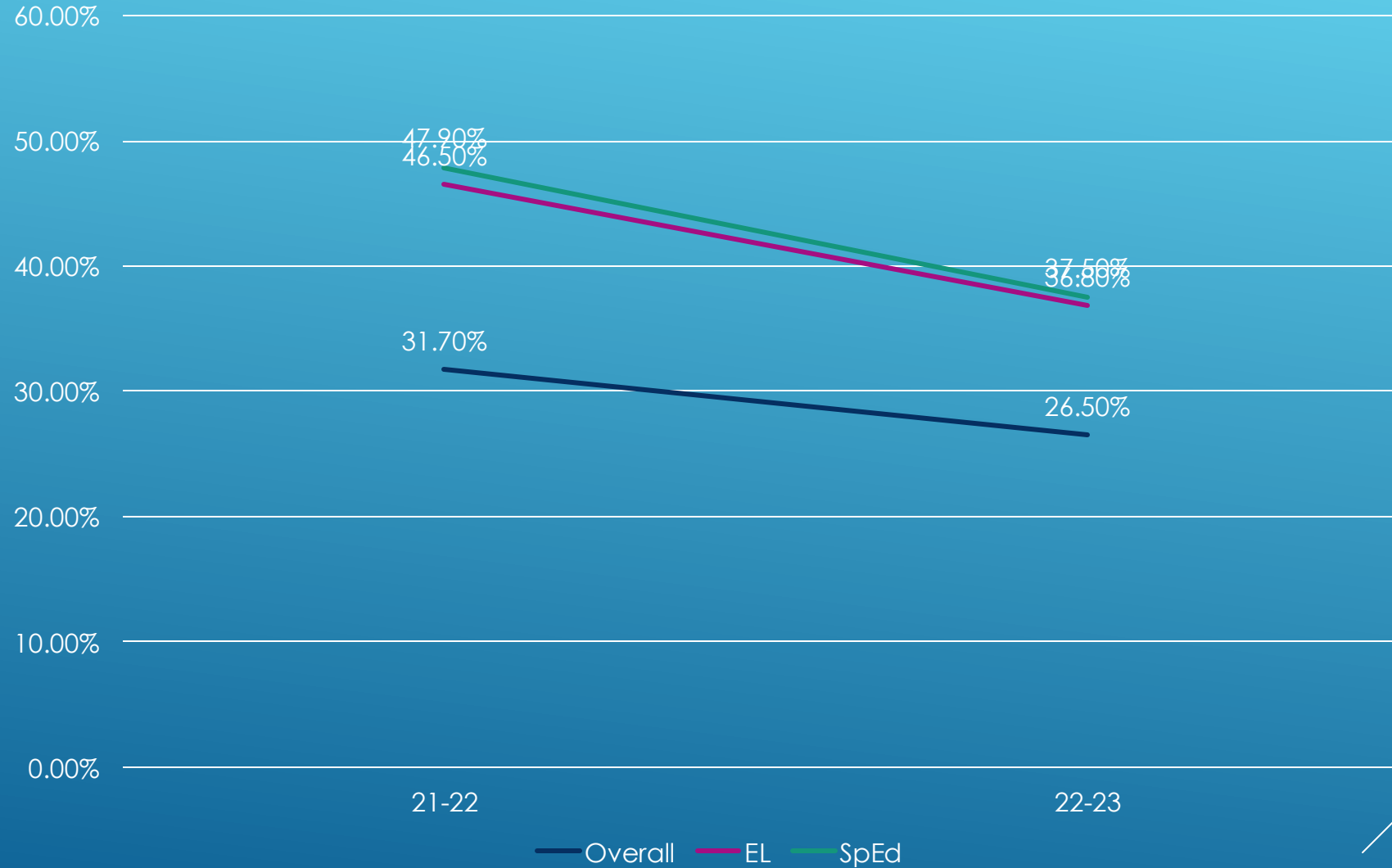
DATA REVIEW: EXCLUSIONARY DISCIPLINE

PWCS STRATEGIC PLAN GOAL: NO STUDENT GROUP WILL HAVE EXCLUSIONARY DISCIPLINE RATE ABOVE 3% BY 2025

	21-22	22-23
Overall	2.10%	2.21%
EL	3.53%	3.17%
SPED	3.11%	2.42%
Black	2.26%	1.49%
Hispanic	2.49%	3.06%
White	2.51%	1.78%
Male	3.06%	2.93%
Female	1.21%	1.48%



DATA REVIEW: CHRONIC ABSENTEEISM



DATA REVIEW: SURVEY

Goal:	OPHS 22-23
90% of Staff Feel Connected at Work	91%
90% of Employees are satisfied at work	86%
90% of staff feel safe at school	85%
80% of students feel safe at school	85%
85% of parents feel they have opportunities to authentically engage with their child's school about learning	78%

Data Review: AP Scores



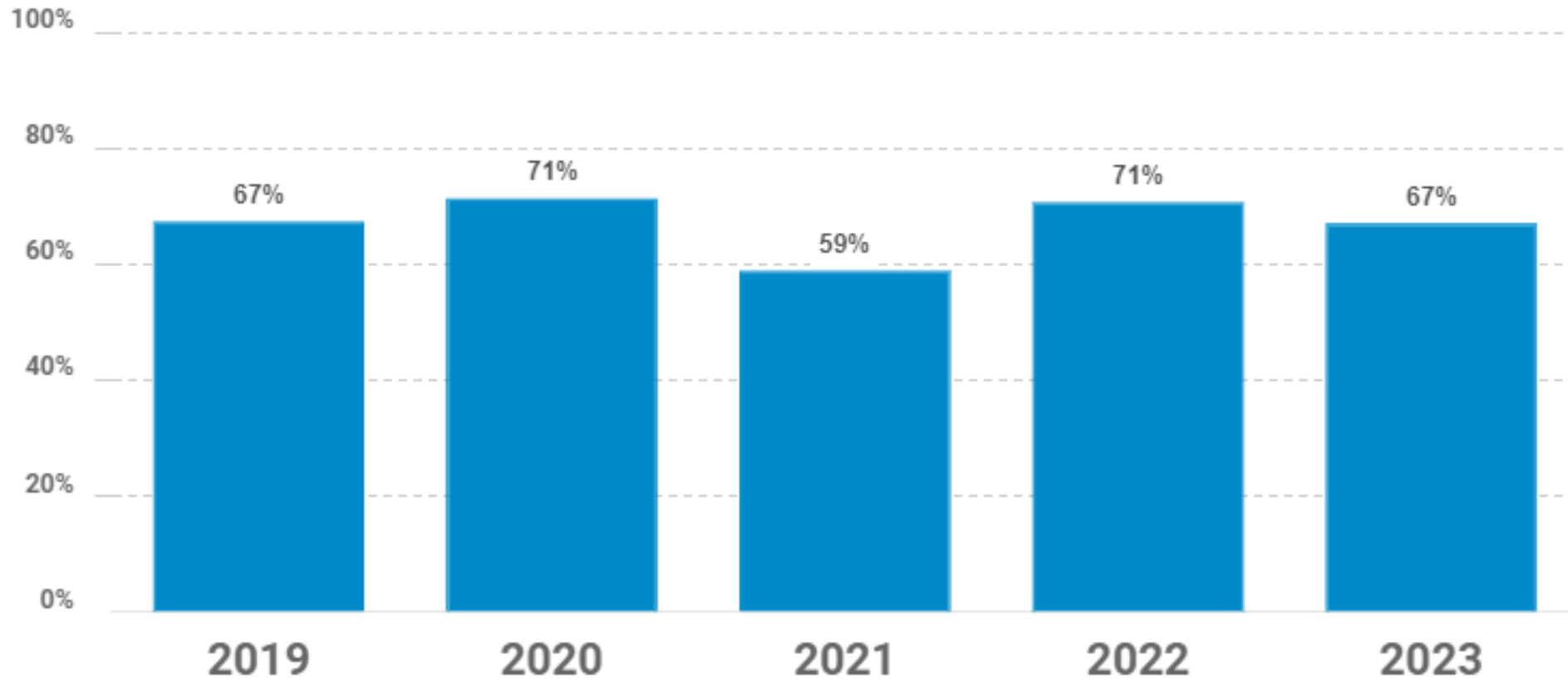
SCHOOL SUMMARY

	2019	2020	2021	2022	2023
Total AP Students	827	858	902	848	873
Number of Exams	1,889	1,904	2,081	1,821	1,851
AP Students with Scores 3+	557	612	531	599	585
% of Total AP Students with Scores 3+	67.35	71.33	58.87	70.64	67.01

DATA REVIEW: AP SCORES

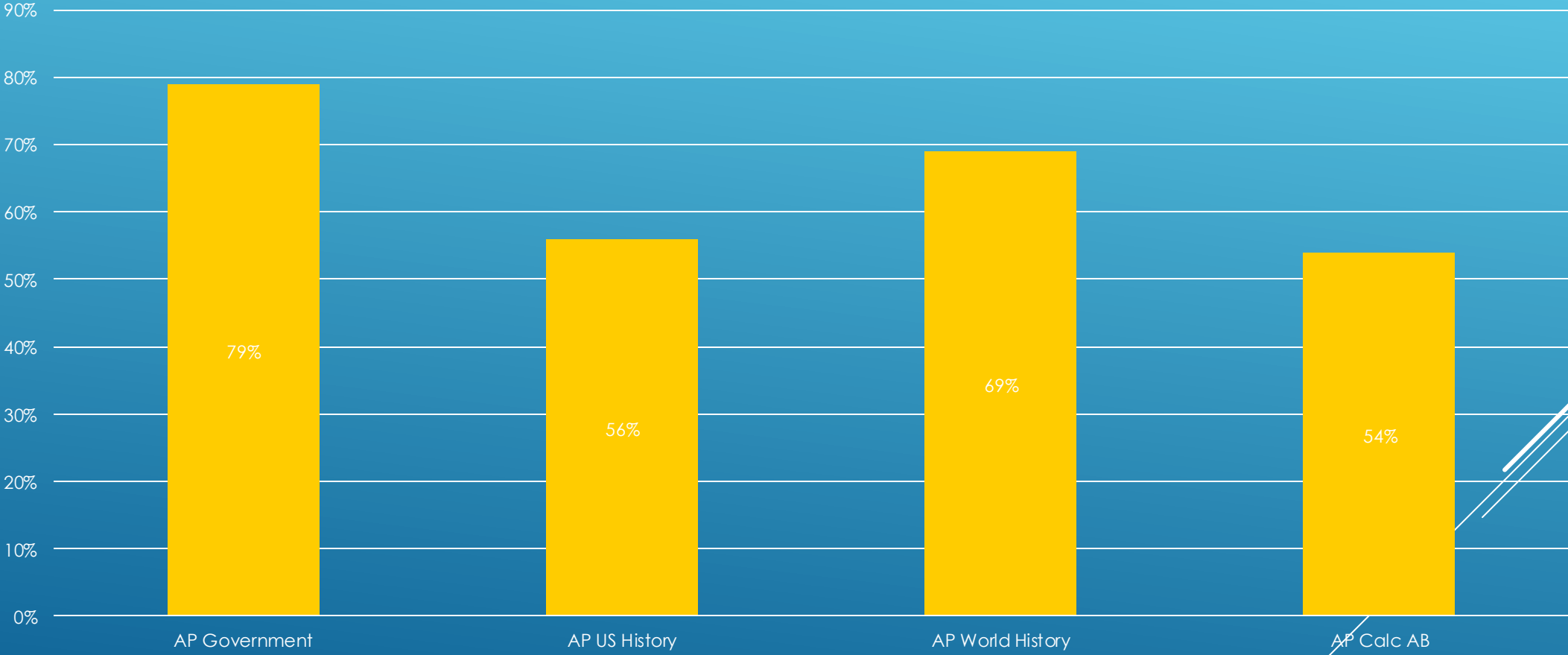


% OF TOTAL AP STUDENTS WITH SCORES 3+




DATA REVIEW: AP SCORES

AP Scores 3 or Better

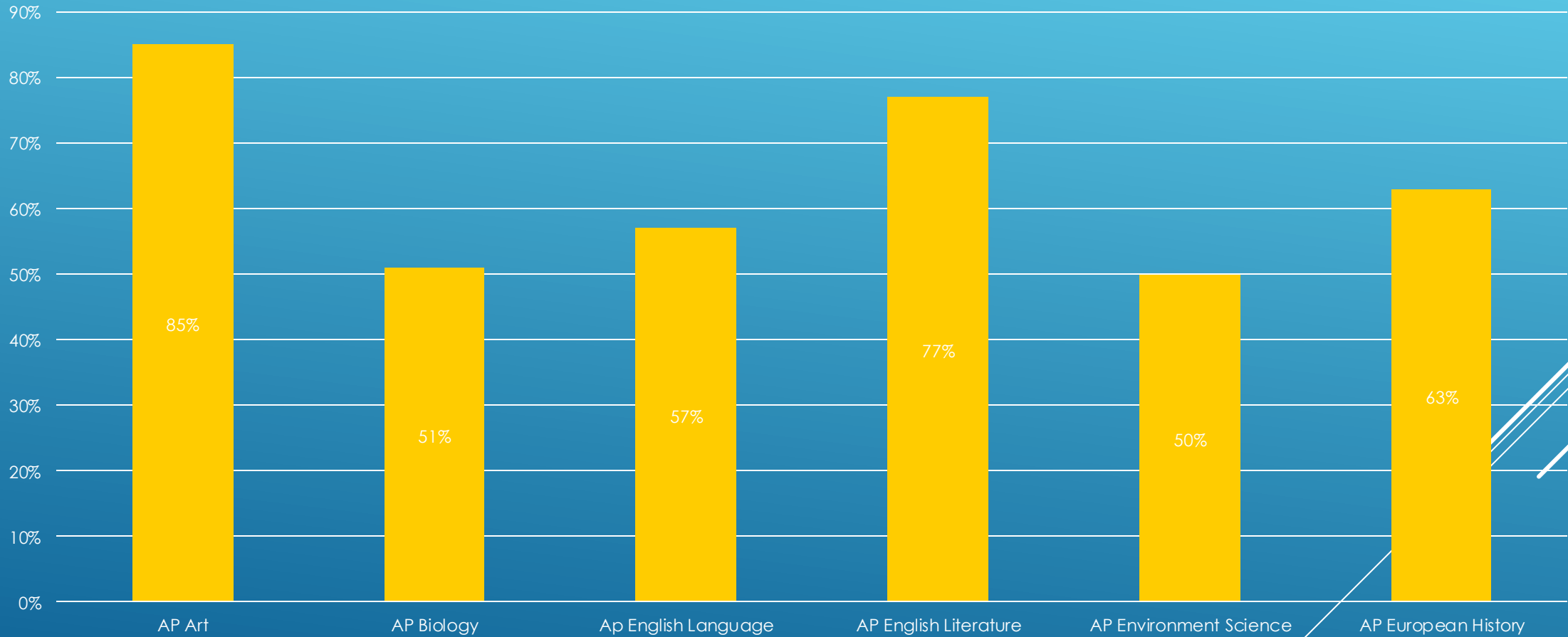


DATA REVIEW: AP SCORES



DATA REVIEW: AP SCORES

AP Scores 3 or Better



Launching Thriving Futures PWCS Strategic Plan

PWCS Commitments:

- Learning and achievement for all
- Climate and Culture
- Family and Community Engagement
- Organizational Coherence

Osborn Park High School Continuous Improvement Plan

Our goals:

- 10% increase in passing scores on SOL exams for EL and SpEd students
- 10% increase in on-time graduation rate for EL students
- 85% of families will have opportunities to authentically engage in their child's school
 - 20% increase in EL representation on all school advisory teams (PAC, PTSO, School Counseling)

Areas of Focus

- Instruction
 - Core
 - Success Criterion
 - 7 Steps
- Relationships
- Customer Service



Relationships
w/students
w/families
w/each other

Instructional Core

EL Academy

Collaborative Learning Teams

**Co-planning
Co-teaching**

7 Steps

Success Criterion

Equal Opportunity School

Restorative Practices

**JAC
PAC
PTSO**

MTSS

**Communication
(customer service)**

Community Partnerships

Parent Liaisons

FLEX

Osborn Park High School

▲ 2023-24 Bell & Lunch Schedule

Gold Days: 1,3,5,7

Blue Days: 2, Flex, 4, 6

1st Block	7:30 – 8:56 (86 minutes)	2nd Block	7:30 – 8:56 (86 minutes)
<i>Bell Change</i>	8:56 – 9:02	<i>Bell Change</i>	8:56 – 9:02
3rd Block	9:02 – 10:26 (84 minutes)	Flex A	9:02 – 9:42 (40 minutes)
<i>Bell Change</i>	10:26 – 10:32	<i>Bell Change</i>	9:42 – 9:47
5th Block	10:32 – 12:37 (95 minutes)	Flex B	9:47 – 10:26 (39 minutes)
<i>Bell Change</i>	12:37 – 12:43	<i>Bell Change</i>	10:26 – 10:32
7th Block	12:43 – 2:10 (86 minutes)	4th Block	10:32 – 12:37 (95 minutes)
		<i>Bell Change</i>	12:37 – 12:43
		6th Block	12:43 – 2:10 (86 minutes)

	Lunch Time	Groups
A Lunch	10:32 – 10:57	SPED, Science, PLTW Biomedical & Engineering
B Lunch	10:57 – 11:22	Math, Yearbook, EL, Business & Marketing, Seminar & Research
C Lunch	11:22 – 11:47	Social Studies, EPF
D lunch	11:47 – 12:12	Language Arts, World Languages
E lunch	12:12 – 12:37	HPE, Tech Ed, FACS, Performing Arts, Fine Arts

Flex Rotation							
A	1	4	5	7	3	4	6
B	2	3	6	1	2	5	7

REMINDERS!

Attendance:

Per regulation 724-1 and the VA Code, all school aged children are required to attend school every day.

If a student is absent due to illness, medical/dental appointments, religious holidays or family emergency, parents/guardians need to submit a note to the alpha secretary within 5 days upon the student returning to school.

Excessive unexcused absences will require attendance conferences and possibly a referral to the attendance officer.

Tardiness:

Students are expected to be in class on time each class period. Excessive tardies will result in after school detention, Saturday school, or loss of parking pass.

After school activities:

Activity buses run Tuesdays and Thursdays beginning Sept 12. Students must be supervised. Building closes at 4 pm M, W, F
Building closes at 4:45 pm on T and Th

Student Handbook:

Information for all regarding OPHS procedures can be found on our Student Canvas Page.

AP Courses:

AP coursework is challenging, and offers students benefits beyond curriculum. Students are expected to remain in AP courses throughout the first quarter before considering a change.

Safety Screening:
September 19



REMINDERS!

Spirit Weeks

1st quarter 9/18-9/22

Homecoming Week (SCA will determine all individual spirit days)

2nd quarter 12/11-12/15

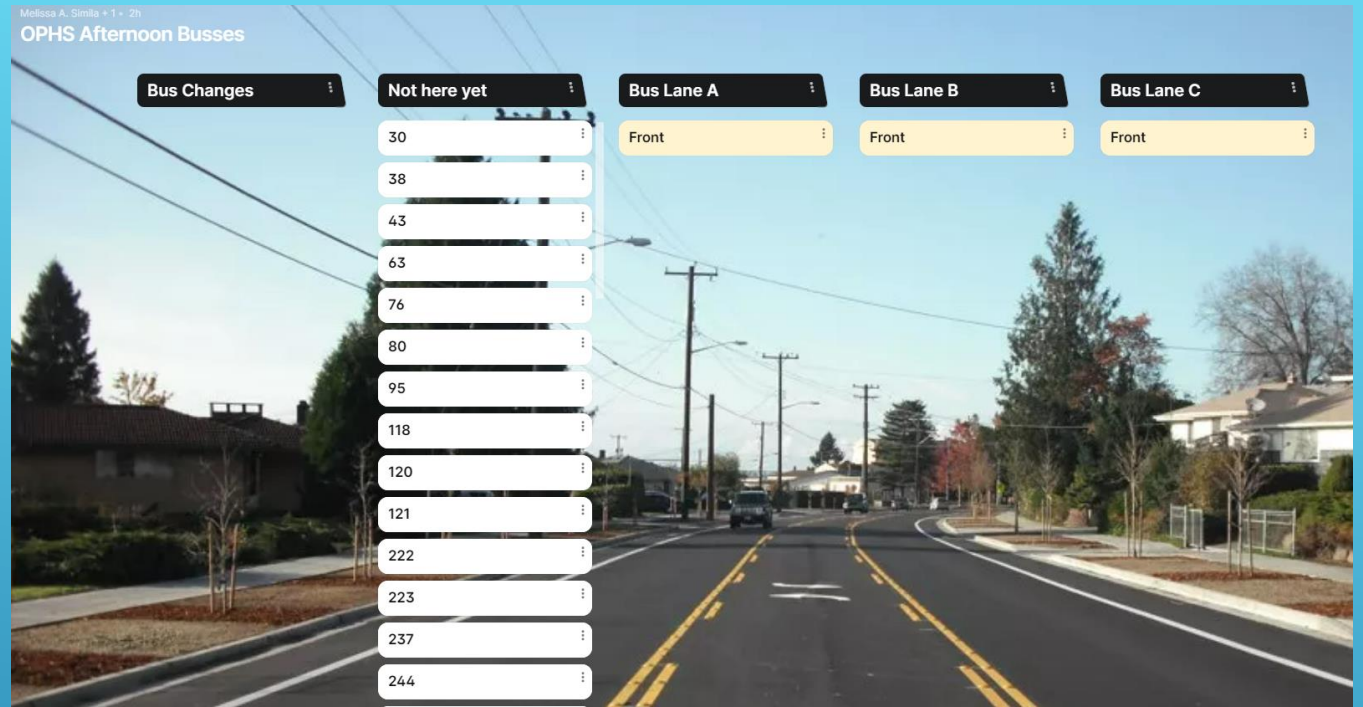
Clubs/teams/organizations will have an opportunity to submit to be included in the spirit week through a Microsoft form sent out by SCA.

3rd quarter 2/12-2/16

Clubs/teams/organizations will have an opportunity to submit to be included in the spirit week through a Microsoft form sent out by SCA.

4th quarter 4/15-4/19

Prom/Pep Rally Week (SCA will determine all individual spirit days)



SAT DAY FOR SENIORS: October 26

Every senior who is present on October 26 will take the SAT.

Opt-out form must be completed by Monday, September 18

- Any student who cannot test due to an unforeseen circumstance may receive a voucher for a testing opportunity on December 2 at a College Board location. Seniors who opt out will be virtual on October 26. The schedule will be unaffected for 9-11th grade students who are expected to be in school.





UPCOMING:

- ▶ September 21: Senior Symposium, 6 pm
- ▶ September 22: Homecoming Game vs GHS at OHS, 7 pm
- ▶ September 23: Homecoming Dance at OPHS, 7pm – 10 pm

- ▶ October 18: PSAT day
- ▶ October 26: SAT day

- ▶ November 3: Q1 Ends



Elections!
President, Vice President
SACI Rep: Emily Baisch
Alternate: Adrianna Berk